



CFL-IDPA May '10 Monthly Match

May 2, 2010



All Shooters

Match Score	--Penalties-- PD NT PE FN	Stage 1 Encounters	Stage 2 Windows	Stage 3 Reloads	Stage 4 Barricade	Stage 5 DoubleDown	Stage 6 Store	Stage 7 Big Wall	Stage 8 Hostage
-------------	------------------------------	-----------------------	--------------------	--------------------	----------------------	-----------------------	------------------	---------------------	--------------------

CDP - Custom Defensive Pistol

CDP - Expert

1	Sami Sahab	147.93	32	0	0	0	0	31.02 (6)	22.73 (6)	13.38(0)	13.03 (2)	24.63 (2)	12.71 (5)	18.37 (6)	12.06 (5)
2	Donald Owen*	156.70	40	0	0	0	0	20.17 (3)	24.21 (5)	20.59 (2)	17.74 (7)	22.55 (4)	17.95 (4)	22.68 (15)	10.81 (0)

CDP - Sharpshooter

1	Ron Arsenault	140.48	29	0	0	0	0	24.67 (6)	23.49 (6)	15.75 (1)	12.02 (3)	18.17 (2)	12.08 (3)	17.12 (7)	17.18 (1)
2	Chris Saporito	153.92	52	0	1	0	0	23.86 (5)	20.79 (4)	15.20 (2)	16.71 (6)	19.69 (5)	17.33 (12)	22.78 (12)	17.56 (6)
3	Rob Reid	179.60	68	0	0	2	0	37.62 (23)	23.11 (6)	16.17 (0)	16.90 (4)	19.14 (1)	18.52 (6)	25.42 (18)	22.72 (10)
4	Bernard Mackey	180.96	36	0	0	0	0	25.05 (3)	37.54 (8)	18.17 (1)	17.08 (5)	21.39 (2)	20.59 (9)	17.93 (5)	23.21 (3)

CDP - Marksman

1	Bill Henley	169.08	28	0	1	0	0	19.61 (5)	29.57 (3)	17.74 (1)	20.05 (3)	29.06 (8)	16.51 (3)	17.46 (4)	19.08 (1)
2	Ed Langolf	214.69	30	0	0	0	0	31.13 (11)	34.82 (0)	22.87 (3)	16.29 (3)	31.83 (3)	20.52 (4)	29.08 (4)	28.15 (2)
3	John Reid	229.64	51	2	0	1	0	33.17 (9)	32.19 (4)	20.72 (5)	23.09 (2)	43.46 (2)	21.72 (5)	28.87 (18)	26.42 (6)
4	George Hawkins	242.45	59	1	0	1	0	39.27 (13)	41.02 (9)	27.41 (10)	21.67 (6)	26.79 (2)	19.20 (2)	26.73 (10)	40.36 (7)
5	Cal Barnlund	253.64	67	0	0	1	0	37.23 (10)	49.36 (10)	25.24 (8)	20.48 (3)	29.22 (2)	22.92 (8)	33.84 (17)	35.35 (9)
6	Jim Haley	276.99	129	0	1	2	0	55.45 (43)	45.66 (25)	34.41 (17)	22.36 (2)	36.96 (11)	27.88 (14)	25.72 (10)	28.55 (7)

CDP - Novice

1	Joseph Bivins	283.45	47	2	2	1	0	42.53 (9)	46.98 (3)	33.89 (2)	24.17 (6)	35.51 (5)	21.45 (4)	36.60 (11)	42.32 (7)
2	Michael Saporito	302.07	71	0	0	1	0	45.70 (18)	55.36 (11)	32.47 (2)	25.47 (6)	46.13 (2)	25.84 (2)	36.91 (24)	34.19 (6)
3	Bruce Jordan	331.03	67	1	3	0	0	66.23 (15)	14.84 (5)	42.12 (13)	44.19 (6)	53.69 (10)	28.40 (1)	28.96 (10)	52.60 (7)


ESP - Enhanced Service Pistol

ESP - Expert

1	Mike Ross	129.80	22	0	0	0	0	20.45 (5)	20.07 (1)	17.11 (3)	11.54(0)	16.97 (1)	11.94(1)	18.90 (10)	12.82 (1)
2	Rich Petrone	150.27	51	1	1	1	0	18.63 (5)	20.50 (7)	15.20 (6)	16.08 (2)	19.65 (3)	14.71 (6)	20.35 (13)	25.15 (9)

ESP - Sharpshooter

1	John Kriete	149.17	42	3	0	1	0	17.60 (2)	19.22 (3)	14.60 (2)	13.11 (5)	20.98 (2)	15.27 (7)	14.23(6)	34.16 (15)
2	Tom Wagner	166.54	30	0	0	1	0	32.35 (10)	23.16 (2)	18.07 (4)	15.61 (3)	27.15 (2)	18.45 (5)	15.49 (3)	16.26 (1)




CFL-IDPA May '10 Monthly Match

May 2, 2010

All Shooters



	Match Score	--Penalties--				Stage 1 Encounters	Stage 2 Windows	Stage 3 Reloads	Stage 4 Barricade	Stage 5 DoubleDown	Stage 6 Store	Stage 7 Big Wall	Stage 8 Hostage
		PD	NT	PE	FN								
ESP - Marksman													
1 Chris Crocker	155.98	64	1	0	0	18.31 (3)	22.94 (1)	15.87 (3)	16.01 (11)	21.16 (4)	20.44 (17)	20.64 (14)	20.61 (11)
2 John Kern	171.21	7	0	0	0	24.26 (0)	29.24 (1)	19.23 (0)	16.61 (0)	24.52 (0)	19.27 (0)	18.80 (3)	19.28 (3)
3 Darren Schneider	176.04	115	1	0	1	22.54 (17)	26.64 (15)	16.91 (7)	22.22 (20)	18.12 (2)	25.63 (15)	25.55 (30)	18.43 (9)
4 Michael Kent	233.55	73	1	0	3	49.61 (27)	29.55 (2)	18.02 (2)	17.62 (2)	25.42 (0)	23.79 (12)	26.85 (15)	42.69 (13)
ESP - Novice													
1 Missy Brown*	222.86	51	0	0	1	30.01 (7)	32.15 (5)	25.17 (4)	23.08 (4)	26.56 (4)	25.74 (10)	27.19 (11)	32.96 (6)
2 Mike O'Leary	262.83	54	0	0	0	37.73 (5)	37.54 (8)	34.22 (7)	30.94 (5)	42.91 (7)	27.53 (5)	27.14 (8)	24.82 (9)
3 Duane Charter	279.54	47	0	0	1	39.01 (14)	59.51 (2)	29.89 (6)	29.93 (3)	28.11 (5)	42.07 (1)	29.25 (15)	21.77 (1)
4 Peggy Bivins	316.25	70	0	0	1	52.91 (13)	60.30 (18)	30.65 (0)	29.06 (7)	40.63 (4)	30.39 (1)	39.87 (26)	32.44 (1)
5 Sam Hardy	374.57	125	0	2	3	65.64 (34)	62.58 (17)	64.88 (21)	29.69 (14)	45.30 (6)	31.06 (5)	35.24 (19)	40.18 (9)
ESP - Unclassified													
1 Allan Jones	243.38	34	0	2	1	58.99 (13)	29.50 (0)	25.18 (0)	20.56 (2)	28.19 (1)	28.92 (10)	26.68 (5)	25.36 (3)
2 George Garner	325.16	41	1	1	1	37.27 (4)	37.96 (1)	36.59 (2)	30.12 (3)	48.39 (3)	30.44 (3)	44.52 (10)	59.87 (15)
SSP - Stock Service Pistol													
SSP - Expert													
1 Karl Redinger	150.72	17	0	0	0	21.21 (3)	22.73 (0)	17.83 (1)	17.25 (0)	21.59 (0)	15.72 (6)	20.06 (6)	14.33 (1)
2 Lance Biddle	190.90	18	0	0	0	36.19 (4)	36.71 (1)	17.21 (0)	16.48 (3)	25.74 (1)	16.55 (0)	22.88 (3)	19.14 (6)
SSP - Sharpshooter													
1 James Kotek	151.20	19	0	0	0	21.52 (4)	25.56 (3)	17.26 (1)	17.83 (4)	20.72 (6)	15.44 (0)	21.64 (1)	11.23 (0)
2 Juan Rivera	155.74	32	0	0	0	26.23 (7)	33.30 (2)	16.62 (5)	13.39 (2)	19.26 (7)	13.96 (1)	18.01 (5)	14.97 (3)
3 Neil Saville	157.57	26	0	0	1	17.46(1)	30.15 (1)	16.04 (2)	15.45 (3)	24.05 (2)	14.10 (2)	19.25 (8)	21.07 (7)
4 Jeff Millman	159.04	23	0	1	0	19.94 (4)	31.62 (1)	16.45 (1)	14.94 (0)	20.93 (2)	19.33 (6)	19.76 (4)	16.07 (5)
5 Ed Bernacki	169.44	16	1	0	0	29.59 (5)	10.55(1)	18.54 (0)	18.77 (1)	26.03 (1)	18.13 (0)	26.48 (8)	21.35 (0)
6 Eric Robbins	174.16	24	0	0	1	33.98 (8)	13.82 (7)	19.40 (3)	19.04 (2)	30.51 (0)	19.47 (0)	21.88 (3)	16.06 (1)
7 Mike Hargreaves	179.21	30	0	0	0	35.59 (2)	26.12 (0)	19.48 (2)	14.40 (0)	25.38 (2)	15.38 (4)	25.59 (14)	17.27 (6)
8 Daniel Crenshaw	187.76	28	1	1	0	23.57 (4)	43.20 (11)	19.68 (0)	16.97 (2)	23.26 (0)	18.90 (4)	19.84 (5)	22.34 (2)
9 Dominic Giudice	196.45	27	1	0	1	35.59 (3)	29.16 (9)	17.16 (0)	18.60 (6)	21.86 (0)	18.63 (1)	23.28 (1)	32.17 (7)



CFL-IDPA May '10 Monthly Match

May 2, 2010

All Shooters



	Match Score	--Penalties--				Stage 1 Encounters	Stage 2 Windows	Stage 3 Reloads	Stage 4 Barricade	Stage 5 DoubleDown	Stage 6 Store	Stage 7 Big Wall	Stage 8 Hostage
		PD	NT	PE	FN								
SSP - Marksman													
1 Eric Mast	168.47	25	0	0	0	22.45 (3)	31.43 (6)	21.27 (0)	20.28 (4)	22.37 (0)	17.41 (3)	18.72 (4)	14.54 (5)
2 Robert Gray	174.44	41	0	0	0	26.92 (6)	28.44 (2)	17.63 (4)	16.20 (3)	25.93 (4)	19.14 (5)	24.87 (13)	15.31 (4)
3 Carlos Guarilha	175.30	45	0	1	1	28.30 (10)	28.83 (5)	21.24 (6)	15.55 (1)	21.58 (1)	15.26 (4)	22.43 (5)	22.11 (13)
4 Larry Lawton	210.15	41	0	0	1	30.75 (9)	38.43 (2)	21.31 (4)	16.83 (0)	28.38 (1)	25.60 (9)	24.16 (8)	24.69 (8)
5 Neil Saydah	214.09	55	2	0	0	27.63 (7)	29.52 (9)	23.88 (5)	21.15 (11)	30.29 (7)	27.48 (7)	22.47 (8)	31.67 (1)
6 Erik Nielsen	216.75	69	0	0	2	35.93 (13)	36.62 (16)	22.91 (2)	25.58 (12)	31.20 (3)	22.93 (10)	19.99 (3)	21.59 (10)
7 Mark Thomson	226.95	45	1	0	1	30.65 (15)	38.12 (1)	21.87 (1)	23.29 (8)	30.66 (2)	23.92 (7)	23.69 (6)	34.75 (5)
8 Ernest Myers	239.89	46	1	0	1	37.84 (5)	41.46 (0)	23.93 (2)	21.33 (7)	32.01 (0)	22.11 (10)	30.69 (12)	30.52 (10)
9 Ellen Straub	261.09	71	1	0	0	28.97 (9)	48.21 (9)	29.03 (11)	24.24 (7)	40.16 (5)	27.35 (7)	27.60 (13)	35.53 (10)
SSP - Novice													
1 Robert Reuff	284.74	88	0	2	0	40.09 (7)	49.58 (2)	35.44 (13)	24.91 (11)	33.52 (2)	32.89 (13)	46.25 (38)	22.06 (2)
2 Theresa Myers	405.19	43	1	4	0	49.37 (7)	64.56 (9)	40.70 (4)	38.79 (5)	61.10 (2)	45.08 (4)	54.27 (10)	51.32 (2)
SSP - Unclassified													
1 Jeff Ulrich	125.04	30	0	1	0	19.74 (12)	19.95 (0)	15.19 (1)	12.17 (2)	16.57(2)	15.79 (5)	15.12 (6)	10.51(2)
2 Shawn Inmon	196.09	11	0	1	0	41.07 (1)	30.42 (0)	22.17 (1)	17.81 (1)	23.53 (3)	19.03 (0)	18.51 (3)	23.55 (2)
3 Jon Marsa	222.73	59	0	3	0	36.42 (17)	35.28 (1)	27.30 (1)	18.40 (2)	35.75 (6)	24.77 (10)	27.95 (18)	16.86 (4)
4 Pedro Uribe	224.01	96	1	1	2	36.82 (27)	31.43 (6)	22.11 (8)	27.00 (13)	33.35 (16)	26.91 (6)	24.24 (10)	22.15 (10)
5 Sampuran Khalsa	229.88	10	0	0	0	38.15 (0)	36.49 (1)	25.85 (0)	21.64 (0)	31.02 (1)	23.78 (0)	30.91 (7)	22.04 (1)
6 David Green	284.98	55	0	0	1	59.67 (16)	33.57 (7)	28.74 (4)	30.54 (4)	28.60 (4)	20.55 (3)	43.05 (15)	40.26 (2)
7 Marie Leslie-Schretzmann	299.65	64	2	0	0	44.87 (14)	43.32 (9)	31.48 (5)	32.97 (5)	45.34 (4)	32.49 (2)	39.57 (19)	29.61 (6)
8 John Peterson	302.08	28	1	1	0	52.00 (7)	38.63 (1)	39.70 (5)	31.36 (0)	42.06 (4)	35.56 (4)	31.34 (6)	31.43 (1)
9 Ed Clark	334.86	107	1	1	3	45.14 (23)	58.44 (6)	34.07 (1)	28.50 (6)	53.86 (2)	31.83 (9)	47.68 (50)	35.34 (10)
10 Nilda Arroyo	429.37	140	1	1	4	54.98 (21)	60.47 (0)	43.09 (10)	33.57 (18)	81.74 (8)	46.60 (13)	68.99 (60)	39.93 (10)
11 Felix Burgos	475.40	171	1	4	6	58.72 (21)	70.02 (25)	53.94 (9)	37.79 (14)	82.66 (18)	43.15 (34)	66.09 (28)	63.03 (22)

ESR - Enhanced Service Revolver

ESR - Marksman


1 Robert Hurd	211.32	9	0	0	0	25.74 (0)	36.71 (0)	26.32 (2)	21.19 (2)	31.40 (1)	20.87 (1)	25.47 (3)	23.62 (0)
---------------	---------------	---	---	---	---	-----------	-----------	-----------	-----------	-----------	-----------	-----------	-----------

SSR - Stock Service Revolver

SSR - Sharpshooter

1 Melanie Chan	226.50	47	1	0	1	41.33 (22)	31.62 (4)	23.39 (1)	20.41 (2)	31.15 (5)	21.77 (3)	31.44 (9)	25.39 (1)
----------------	---------------	----	---	---	---	------------	-----------	-----------	-----------	-----------	-----------	-----------	-----------

Numbers in parenthesis are target points down **Bold** indicates stage winners
 * Shooter is unclassified in this division, shooting his/her highest other classification




CFL-IDPA May '10 Monthly Match May 2, 2010

All Shooters



	Match Score	--Penalties--				Stage 1	Stage 2	Stage 3	Stage 4	Stage 5	Stage 6	Stage 7	Stage 8
		PD	NT	PE	FN	Encounters	Windows	Reloads	Barricade	DoubleDown	Store	Big Wall	Hostage
SSR - Marksman													
1 Karl Schlinsog	190.74	13	1	0	0	28.80 (0)	31.08 (1)	24.93 (2)	17.21 (2)	26.57 (2)	17.83 (0)	22.05 (5)	22.27 (1)



CFL-IDPA May '10 Monthly Match May 2, 2010

All Shooters



Stage Descriptions

- Stage 1** - Close Encounters
- Stage 2** - Windows
- Stage 3** - Reloads
- Stage 4** - Barricade-Retreat-Reload Drill
- Stage 5** - Double Down
- Stage 6** - Inconvenience Store
- Stage 7** - The Big Wall
- Stage 8** - Hostage

Total Match Penalties:

- Target Points Down (PD) - 3,301
- Hits on Non-Threats (NT) - 32
- Procedural Errors (PE) - 36
- Failures to Neutralize (FN) - 50

Key to Penalties:

- PD** = Target Points Down. Each point down adds 1/2 second to your score.
- NT** = Hit on Non Threat target. Each HNT adds 5 seconds to your score.
- PE** = Procedural Error. Each adds 3 seconds to your score.
- FN** = Failure to Neutralize (no hits in the 0 or -1 zone) Each adds 5 seconds to your score.

Key to Abbreviations:

- CDP** = **Custom Defensive Pistol**, such as 1911. Must be .45 ACP with maximum magazine load of 8 rounds
- ESP** = **Enhanced Service Pistol**, single action or SA/DA such as H&K P7 or CZ-75 or Springfield XD
- SSP** = **Stock Service Pistol**, double action or 'Safe Action' such as Glock or SIG
- ESR** = **Enhanced Service Revolver**, rimmed or rimless ammo, full moon clip, power factor of 165,000
- SSR** = **Stock Service Revolver**, rimmed case ammo, no full moon clips