

CFL-IDPA April '10 SSG Match

April 4, 2010



All Shooters

Match Score	--Penalties--				Stage 1	Stage 2	Stage 3	Stage 4	Stage 5	Stage 6	Stage 7	Stage 8	Stage 9	Stage 10
	PD	NT	PE	FN	Liberals	Salad Bar	Near 2 Far	Equip Chk	Narcoossee	Cubicle	Standards	Retreat	Haiti	TreeHugger

CDP - Custom Defensive Pistol

CDP - Master

1	Charles Kibert	181.48	63	2	0	0	28.30 (1)	4.92(1)	26.16 (9)	(0)	22.93 (13)	22.06 (10)	24.72 (20)	16.16 (3)	20.33 (2)	15.90 (4)
---	----------------	---------------	----	---	---	---	-----------	----------------	-----------	-----	------------	------------	------------	-----------	-----------	-----------

CDP - Expert

1	Kevin Williams	216.61	30	1	2	1	26.87 (0)	6.06 (0)	28.88 (7)	(0)	23.87 (3)	31.04 (3)	21.40 (7)	26.29 (1)	29.52 (7)	22.68 (2)
---	----------------	---------------	----	---	---	---	-----------	----------	-----------	-----	-----------	-----------	-----------	-----------	-----------	-----------

CDP - Sharpshooter

1	Dan Bernard	190.13	42	0	1	0	22.78 (0)	9.57 (2)	29.56 (8)	(0)	22.13 (10)	18.40 (2)	22.32 (6)	22.86 (9)	22.43 (1)	20.08 (4)
2	Ron Arsenault	218.06	29	0	0	0	25.26 (0)	8.92 (0)	31.72 (8)	(0)	25.47 (6)	23.76 (4)	22.84 (6)	24.32 (0)	29.83 (1)	25.94 (4)
3	Andy Maluke	223.15	23	0	0	0	31.33 (0)	9.71 (1)	34.02 (7)	(0)	24.60 (3)	23.85 (2)	23.51 (6)	21.93 (2)	29.41 (2)	24.79 (0)
4	Sami Sahab	229.33	63	2	0	3	29.08 (0)	7.88 (4)	30.07 (4)	(0)	20.16 (6)	21.12 (2)	23.72 (11)	22.59 (6)	42.02 (14)	32.69 (16)
5	Jeffrey Schutz	230.39	42	0	0	2	33.67 (5)	8.26 (1)	35.83 (3)	(0)	26.55 (7)	22.76 (3)	24.85 (6)	22.70 (4)	24.84 (3)	30.93 (10)
6	Steve Stanchick	250.78	51	1	3	1	44.60 (1)	9.18 (2)	39.43 (16)	(0)	40.38 (8)	21.22 (2)	21.37 (8)	23.66 (3)	29.84 (7)	21.10 (4)
7	Rob Reid	258.40	46	0	0	1	31.16 (0)	10.40 (0)	41.45 (19)	(0)	24.52 (4)	26.57 (1)	23.64 (3)	32.82 (8)	40.37 (9)	27.47 (2)
8	Irwin Biala	263.80	78	0	1	3	44.71 (6)	7.43 (1)	31.08 (11)	(0)	20.66 (9)	23.16 (7)	25.45 (10)	34.94 (17)	49.09 (14)	27.28 (3)
9	Vince Edwards	274.16	38	2	0	1	65.84 (1)	6.91 (0)	28.67 (3)	(0)	29.55 (7)	29.40 (7)	23.53 (5)	31.93 (2)	27.14 (6)	31.19 (7)
10	Stephen Shelton	296.73	78	0	1	4	60.75 (5)	9.31 (3)	36.45 (13)	(0)	23.15 (6)	20.06 (3)	31.06 (15)	30.51 (14)	52.50 (10)	32.94 (9)
11	Bernard Mackey	315.27	94	1	1	2	52.58 (2)	8.23 (0)	37.82 (17)	(0)	27.30 (12)	37.50 (16)	31.52 (23)	28.41 (12)	57.06 (7)	34.85 (5)

CDP - Marksman

1	Bill Henley	241.54	47	0	0	0	26.54 (1)	7.57 (2)	36.16 (12)	(0)	23.17 (2)	26.03 (5)	26.76 (11)	42.71 (7)	28.24 (4)	24.36 (3)
2	Andrew Casavant	261.25	73	0	0	2	35.63 (0)	9.45 (3)	35.74 (11)	(0)	28.37 (12)	20.94 (4)	30.25 (16)	29.15 (8)	34.58 (7)	37.14 (12)
3	Louis Metz	274.69	98	1	1	3	35.39 (0)	10.26 (6)	33.70 (9)	(0)	24.25 (8)	22.48 (7)	26.78 (13)	32.74 (23)	46.76 (12)	42.33 (20)
4	Christopher Ingram	277.96	53	0	1	1	42.02 (1)	22.77 (0)	38.38 (17)	(0)	28.55 (4)	24.28 (1)	21.72 (8)	30.93 (6)	38.05 (8)	31.26 (8)
5	Larry Gilbert	285.73	65	0	2	2	35.63 (0)	8.77 (1)	31.22 (9)	(0)	27.02 (3)	33.28 (8)	29.85 (6)	33.65 (18)	57.68 (9)	28.63 (11)
6	Jim Casavant	286.66	83	1	0	3	35.40 (0)	8.77 (3)	41.98 (14)	(0)	27.75 (12)	25.17 (9)	33.32 (16)	35.44 (6)	50.44 (18)	28.39 (5)
7	Patrick Burnside	317.42	24	1	0	0	68.74 (0)	12.58 (5)	37.64 (8)	(0)	33.29 (4)	34.90 (2)	28.46 (1)	37.63 (1)	33.72 (2)	30.46 (1)
8	George Hawkins	327.36	37	1	1	0	40.02 (0)	14.50 (0)	40.51 (3)	(0)	33.97 (3)	39.89 (1)	32.62 (9)	34.46 (5)	48.96 (11)	42.43 (5)
9	Ed Langolf	332.63	40	1	3	1	57.79 (0)	15.05 (0)	37.16 (3)	(0)	37.33 (7)	31.21 (1)	43.61 (18)	38.70 (3)	36.08 (6)	35.70 (2)
10	Buck Leahy	422.79	93	2	0	5	54.86 (0)	13.43 (5)	44.51 (15)	(0)	34.46 (4)	35.50 (15)	42.45 (17)	33.75 (8)	67.13 (15)	96.70 (14)

CDP - Novice

1	William Krompegal	325.84	104	2	3	2	44.43 (3)	12.58 (1)	49.59 (27)	(0)	24.24 (8)	28.22 (10)	35.98 (22)	54.73 (27)	43.36 (3)	32.71 (3)
2	Joseph Bivins	407.26	80	0	1	2	50.57 (0)	15.33 (2)	52.35 (17)	(0)	36.27 (3)	44.61 (11)	37.75 (16)	48.17 (20)	58.51 (8)	63.70 (3)



CFL-IDPA April '10 SSG Match

April 4, 2010



All Shooters

Match Score	--Penalties-- PD NT PE FN	Stage 1 Liberals	Stage 2 Salad Bar	Stage 3 Near 2 Far	Stage 4 Equip Chk	Stage 5 Narcoossee	Stage 6 Cubicle	Stage 7 Standards	Stage 8 Retreat	Stage 9 Haiti	Stage 10 TreeHugger
-------------	------------------------------	---------------------	----------------------	-----------------------	----------------------	-----------------------	--------------------	----------------------	--------------------	------------------	------------------------

ESP - Enhanced Service Pistol

ESP - Master

1 Keith Dilworth	178.98	46	1	1	1	23.81 (0)	4.98 (1)	27.17 (13)	(0)	21.34 (6)	17.01 (6)	16.68 (5)	23.34 (7)	24.35 (4)	20.30 (4)
2 Brad McCulloch	189.40	46	1	2	2	23.35 (0)	11.30 (5)	30.65 (9)	(0)	16.28(3)	16.30 (1)	17.62 (5)	16.77 (2)	29.97 (9)	27.16 (12)
3 John Strayer	200.97	43	2	0	0	34.48 (0)	6.48 (0)	37.09 (20)	(0)	22.05 (4)	21.27 (7)	17.14 (2)	23.90 (8)	18.51 (2)	20.05 (0)

ESP - Expert

1 Mike Ross	200.69	30	1	2	0	26.16 (0)	6.28 (1)	28.57 (6)	(0)	22.89 (6)	21.95 (0)	20.06 (4)	25.37 (12)	28.29 (1)	21.12 (0)
2 Alan Mullenax	209.60	30	0	0	0	37.10 (0)	6.23 (1)	31.26 (4)	(0)	25.03 (7)	18.75 (1)	18.19 (5)	22.12 (8)	28.34 (1)	22.58 (3)

ESP - Sharpshooter


1 James Martin	189.54	50	0	0	1	17.34(1)	6.94 (2)	33.70 (14)	(0)	23.08 (10)	17.87 (8)	19.79 (2)	20.29 (3)	28.59 (5)	21.94 (5)
2 David Jenkins	202.63	33	0	0	0	27.35 (1)	7.60 (3)	34.44 (14)	(0)	22.11 (5)	21.16 (2)	17.45 (2)	21.77 (1)	29.39 (1)	21.36 (4)
3 Karl Redinger	203.03	26	1	0	0	28.10 (0)	6.99 (0)	32.51 (11)	(0)	21.97 (3)	24.24 (0)	21.64 (3)	26.68 (5)	20.58 (2)	20.32 (2)
4 John Kriete	203.66	55	1	1	1	22.11 (1)	8.56 (3)	29.48 (8)	(0)	21.84 (5)	31.20 (18)	22.52 (10)	23.54 (4)	23.92 (3)	20.49 (3)
5 Tom Wagner	216.14	43	1	0	0	23.79 (0)	11.84 (3)	28.20 (11)	(0)	23.91 (3)	25.96 (1)	21.28 (8)	25.76 (2)	27.37 (5)	28.03 (10)

ESP - Marksman

1 Chris Crocker	224.50	53	1	1	1	28.63 (1)	9.72 (0)	34.07 (9)	(0)	28.12 (3)	23.68 (1)	24.59 (16)	21.04 (5)	30.16 (8)	24.49 (10)
2 John Kern	255.19	20	0	0	0	25.34 (0)	11.19 (0)	40.58 (8)	(0)	30.21 (2)	27.42 (0)	29.54 (7)	27.44 (0)	36.10 (0)	27.37 (3)
3 Wayne Ramsey	255.21	67	1	0	2	26.01 (0)	7.58 (2)	40.31 (20)	(0)	22.34 (5)	22.94 (4)	28.15 (17)	29.44 (7)	55.50 (9)	22.94 (3)
4 Nick LoCasto	279.25	51	1	0	3	42.29 (5)	8.25 (0)	37.04 (8)	(0)	23.06 (4)	24.43 (2)	28.72 (5)	30.14 (5)	43.93 (7)	41.39 (15)
5 Gail Pepin	323.53	32	0	0	1	34.47 (0)	15.78 (0)	37.57 (1)	(0)	37.68 (2)	43.78 (2)	28.74 (11)	39.61 (8)	49.90 (3)	36.00 (5)
6 Ralph Ruiz	344.45	114	1	2	4	51.44 (1)	12.26 (10)	45.08 (24)	(0)	29.58 (17)	43.48 (13)	35.59 (18)	39.99 (15)	40.37 (10)	46.66 (6)
Cal Barnlund	DNF					44.23 (0)	22.23 (14)	48.99 (13)	(0)	39.70 (3)	42.85 (0)	(0)	(0)	(0)	(0)
Ted Kavage	DNF					(0)	(0)	55.04 (19)	(0)	27.11 (10)	20.65 (5)	24.29 (14)	25.37 (2)	29.20 (5)	25.15 (2)
Tero Walker	DQ														

ESP - Novice

1 Hilda Bouck	532.05	80	0	0	4	70.07 (0)	27.35 (0)	78.66 (24)	(0)	65.49 (14)	52.37 (8)	42.62 (4)	50.94 (8)	79.12 (11)	65.43 (11)
2 Peggy Bivins	556.74	203	2	0	12	83.64 (6)	25.56 (7)	63.88 (20)	(0)	53.56 (13)	59.04 (21)	49.83 (43)	67.56 (37)	89.97 (32)	63.70 (24)
3 Sam Hardy	573.12	140	1	1	7	51.30 (2)	25.99 (2)	56.88 (27)	(0)	116.43 (15)	57.91 (7)	58.80 (32)	60.67 (18)	62.10 (17)	83.04 (20)



CFL-IDPA April '10 SSG Match

April 4, 2010



All Shooters

	Match Score	--Penalties--				Stage 1 Liberals	Stage 2 Salad Bar	Stage 3 Near 2 Far	Stage 4 Equip Chk	Stage 5 Narcoossee	Stage 6 Cubicle	Stage 7 Standards	Stage 8 Retreat	Stage 9 Haiti	Stage 10 TreeHugger
		PD	NT	PE	FN										
ESP - Unclassified															
1 Jason Katz	221.00	75	2	1	4	42.56 (5)	6.75 (3)	27.67 (14)	(0)	19.55 (6)	22.92 (14)	21.04 (12)	19.91 (4)	38.89 (15)	21.71 (2)
2 Clifford Starling	394.05	69	0	2	2	65.86 (0)	18.35 (1)	54.58 (20)	(0)	28.05 (1)	47.22 (4)	39.18 (20)	56.46 (0)	50.37 (9)	33.98 (14)
William Miller	DNF					32.43 (1)	15.52 (1)	(0)	(0)	21.05 (2)	(0)	(0)	(0)	(0)	(0)
SSP - Stock Service Pistol															
SSP - Master															
1 Jose Garcia	188.87	31	0	0	0	22.79 (0)	6.43 (1)	29.89 (8)	(0)	18.48 (1)	20.29 (0)	18.21 (5)	22.49 (10)	26.23 (2)	24.06 (4)
SSP - Expert															
1 Shannon Smith	140.92	32	1	0	0	20.23 (0)	6.06 (4)	23.48(8)	(0)	16.60 (7)	14.21(1)	15.65(2)	15.50(6)	16.20(3)	12.99(1)
2 Sean Beery	210.38	57	1	3	1	18.56 (0)	24.34 (19)	29.08 (5)	(0)	23.98 (10)	17.36 (3)	21.16 (4)	22.70 (2)	25.78 (3)	27.42 (11)
3 Daniel Kennedy	212.66	59	1	1	0	45.70 (0)	5.98 (2)	29.47 (8)	(0)	22.33 (7)	16.59 (1)	24.87 (17)	25.87 (16)	19.86 (1)	21.99 (7)
4 Grattan Heyward	213.02	29	2	2	0	27.09 (0)	6.96 (0)	36.62 (13)	(0)	24.18 (5)	22.32 (1)	19.68 (1)	28.78 (2)	22.21 (4)	25.18 (3)
5 Jesse Folker	226.32	61	2	0	2	51.63 (3)	7.91 (1)	33.73 (16)	(0)	19.71 (6)	20.34 (7)	19.08 (3)	28.67 (17)	23.73 (1)	21.52 (7)
6 DeBee Corley	231.99	49	1	2	2	30.97 (0)	6.62 (0)	32.11 (4)	(0)	27.02 (8)	22.87 (5)	21.41 (6)	26.14 (9)	43.97 (16)	20.88 (1)
7 George Kabeller	232.88	42	1	1	1	31.41 (0)	6.30 (0)	31.16 (12)	(0)	23.41 (5)	42.50 (10)	18.25 (4)	26.60 (6)	27.35 (1)	25.90 (4)
SSP - Sharpshooter															
1 Daniel Corriveau	221.01	56	1	0	1	23.52 (0)	10.06 (2)	32.30 (9)	(0)	22.09 (4)	25.98 (1)	25.61 (14)	28.12 (9)	26.45 (4)	26.88 (13)
2 Juan Rivera	222.51	58	0	0	1	28.35 (0)	10.37 (0)	37.72 (20)	(0)	23.11 (1)	24.51 (0)	27.01 (17)	22.27 (6)	21.48 (1)	27.69 (13)
3 Robert Parrinello	241.21	74	0	0	3	27.31 (1)	6.80 (0)	34.10 (14)	(0)	20.41 (6)	21.06 (4)	24.85 (13)	26.33 (11)	37.75 (7)	42.60 (18)
4 Ronald Dan	245.83	63	0	1	2	29.14 (1)	8.82 (2)	36.88 (12)	(0)	21.66 (5)	21.47 (2)	25.14 (10)	28.16 (8)	48.48 (13)	26.08 (10)
5 James Kotek	250.76	57	1	1	1	31.55 (1)	8.45 (1)	39.64 (17)	(0)	27.25 (4)	28.77 (8)	27.21 (8)	27.27 (10)	28.91 (6)	31.71 (2)
6 Eric Pineiro	261.47	86	0	0	3	25.69 (0)	8.56 (1)	38.76 (15)	(0)	29.64 (15)	25.31 (5)	30.08 (15)	30.77 (7)	46.58 (17)	26.08 (11)
7 Daniel Crenshaw	266.47	56	1	1	2	29.53 (1)	10.23 (1)	36.09 (12)	(0)	29.02 (3)	32.93 (5)	28.16 (13)	31.51 (4)	35.82 (9)	33.18 (8)
8 Neil Saville	273.11	70	1	3	5	41.59 (5)	9.80 (1)	33.51 (10)	(0)	23.97 (2)	41.57 (18)	28.14 (12)	24.58 (2)	24.99 (4)	44.96 (16)
9 Jeff Millman	284.07	63	0	0	3	33.37 (1)	8.29 (0)	35.16 (8)	(0)	32.46 (18)	23.96 (2)	25.07 (9)	28.64 (3)	56.59 (10)	40.53 (12)
10 John Calhoun	302.52	98	1	1	3	30.08 (0)	12.29 (10)	40.23 (19)	(0)	34.62 (14)	29.08 (3)	34.10 (24)	33.06 (8)	42.83 (11)	46.23 (9)
11 Dominic Giudice	308.58	35	1	2	1	56.70 (0)	9.10 (0)	39.68 (13)	(0)	31.99 (9)	29.44 (2)	28.08 (4)	30.48 (1)	31.74 (5)	51.37 (1)
Ronald Aytona	DQ														




CFL-IDPA April '10 SSG Match

April 4, 2010



All Shooters

	Match Score	--Penalties--				Stage 1 Liberals	Stage 2 Salad Bar	Stage 3 Near 2 Far	Stage 4 Equip Chk	Stage 5 Narcoossee	Stage 6 Cubicle	Stage 7 Standards	Stage 8 Retreat	Stage 9 Haiti	Stage 10 TreeHugger
		PD	NT	PE	FN										
SSP - Marksman															
1 Steve Watts	220.57	79	0	0	1	29.02 (3)	14.65 (8)	31.67 (16)	(0)	24.34 (14)	21.07 (4)	23.65 (13)	26.95 (11)	28.70 (5)	20.52 (5)
2 Carlos Guarilha	235.48	51	1	0	0	33.90 (0)	11.82 (7)	30.26 (7)	(0)	26.13 (5)	24.98 (6)	27.62 (14)	33.47 (5)	20.97 (3)	26.33 (4)
3 Robert Gray	270.79	37	0	0	0	35.23 (0)	12.62 (2)	36.91 (10)	(0)	30.04 (0)	41.94 (4)	24.82 (3)	27.13 (3)	31.56 (4)	30.54 (11)
4 Steve Richardson	271.21	47	1	0	2	56.97 (11)	8.53 (0)	35.96 (12)	(0)	26.36 (1)	35.01 (0)	26.08 (7)	29.92 (10)	25.16 (3)	27.22 (3)
5 Melanie Chan	271.93	50	0	1	2	21.11 (1)	10.40 (0)	33.11 (6)	(0)	31.57 (9)	26.69 (1)	33.51 (12)	34.36 (7)	47.13 (9)	34.05 (5)
6 Joe Colon	278.33	93	2	2	3	39.80 (2)	7.74 (2)	48.78 (28)	(0)	28.62 (11)	31.13 (9)	27.17 (15)	34.22 (9)	31.30 (9)	29.57 (8)
7 Alex Gikiere	278.76	59	0	1	2	31.11 (5)	15.02 (0)	42.03 (11)	(0)	27.40 (5)	24.30 (1)	33.03 (20)	34.19 (4)	37.32 (7)	34.36 (6)
8 Terri Strayer	297.34	40	1	1	2	32.85 (1)	14.55 (0)	41.82 (6)	(0)	36.75 (5)	32.44 (3)	28.56 (9)	35.51 (5)	42.22 (3)	32.64 (8)
9 Ernest Myers	309.21	50	1	0	2	38.51 (0)	10.95 (0)	41.87 (12)	(0)	38.07 (11)	38.37 (3)	27.27 (8)	31.29 (1)	43.91 (9)	38.97 (6)
10 John Kelly	310.74	52	0	0	2	39.41 (0)	12.68 (2)	46.90 (11)	(0)	29.24 (8)	38.37 (6)	27.90 (6)	31.96 (3)	53.31 (12)	30.97 (4)
11 Thomas Heyward	319.82	74	1	1	1	39.85 (1)	13.79 (4)	35.32 (14)	(0)	39.68 (6)	34.99 (3)	32.84 (14)	40.35 (10)	33.69 (6)	49.31 (16)
12 Robert Phillips	320.93	64	2	0	2	38.80 (0)	11.06 (2)	41.46 (6)	(0)	30.21 (3)	36.40 (15)	29.83 (9)	43.30 (6)	50.53 (9)	39.34 (14)
13 Len Kravitz	344.29	75	0	4	2	51.62 (2)	14.34 (5)	36.51 (10)	(0)	34.10 (8)	44.78 (17)	35.99 (10)	44.80 (9)	37.96 (2)	44.19 (12)
14 Dorian Smith	357.15	77	0	2	2	58.86 (0)	8.99 (4)	42.00 (18)	(0)	42.86 (8)	48.44 (12)	33.86 (8)	40.80 (9)	42.34 (7)	39.00 (11)
15 Jim Phillips	359.22	60	1	3	2	68.12 (0)	10.87 (0)	41.43 (16)	(0)	33.61 (5)	36.24 (2)	36.65 (17)	43.93 (4)	56.31 (9)	32.06 (7)
16 V. C. Murchison	393.67	117	1	0	5	55.42 (5)	13.68 (3)	51.37 (17)	(0)	47.96 (15)	40.90 (4)	38.78 (14)	54.24 (23)	53.78 (17)	37.54 (19)
17 Eddie Maestres	410.61	108	2	4	6	58.28 (1)	10.36 (1)	65.62 (21)	(0)	39.53 (2)	40.37 (8)	35.18 (7)	55.18 (27)	68.60 (27)	37.49 (14)
18 Normand Ambrozy	426.86	92	1	2	2	85.16 (2)	22.70 (11)	48.38 (20)	(0)	50.41 (15)	33.99 (4)	31.46 (19)	48.29 (8)	73.11 (8)	33.36 (5)
19 Robert Froemming	486.68	119	3	3	4	49.45 (1)	21.46 (6)	63.87 (25)	(0)	42.57 (8)	40.19 (3)	46.81 (30)	77.93 (22)	72.89 (19)	71.51 (5)
SSP - Novice															
1 Paul Buchanan	365.31	89	1	1	2	61.74 (5)	14.20 (2)	54.73 (17)	(0)	32.47 (2)	34.09 (5)	42.64 (11)	47.77 (22)	42.51 (6)	35.16 (19)
2 Amy LoCasto	436.15	104	1	0	2	76.44 (5)	15.16 (5)	66.10 (30)	(0)	36.32 (6)	37.80 (7)	44.56 (7)	61.70 (24)	46.69 (5)	51.38 (15)
3 Fernando Hernandez, Jr.	491.64	75	1	11	2	101.46 (0)	21.54 (1)	60.91 (20)	(0)	50.07 (14)	60.76 (10)	50.90 (9)	40.48 (3)	51.93 (8)	53.59 (10)
4 Craig Ritter	504.01	161	1	2	8	101.30 (3)	18.20 (3)	60.09 (37)	(0)	38.94 (12)	58.94 (21)	40.33 (22)	55.95 (15)	59.35 (22)	70.91 (26)
5 Karen Barte	507.92	135	2	3	4	71.56 (1)	37.53 (4)	59.78 (21)	(0)	59.00 (25)	45.66 (13)	55.63 (37)	54.81 (8)	69.00 (15)	54.95 (11)
ESR - Enhanced Service Revolver															
ESR - Master															
1 Massad Ayoob	269.28	48	1	0	2	49.36 (1)	15.31 (6)	31.59 (9)	(0)	28.87 (4)	34.76 (0)	27.91 (4)	24.36 (9)	37.03 (12)	20.09 (3)
ESR - Marksman															
1 Robert Hurd	344.40	27	1	1	0	51.84 (2)	19.44 (0)	45.64 (15)	(0)	38.61 (3)	40.42 (1)	34.39 (2)	30.01 (1)	46.03 (2)	38.02 (1)



CFL-IDPA April '10 SSG Match

April 4, 2010

All Shooters



Match Score	--Penalties--	Stage 1	Stage 2	Stage 3	Stage 4	Stage 5	Stage 6	Stage 7	Stage 8	Stage 9	Stage 10
<u>Score</u>	PD NT PE FN	<u>Liberals</u>	<u>Salad Bar</u>	<u>Near 2 Far</u>	<u>Equip Chk</u>	<u>Narcoossee</u>	<u>Cubicle</u>	<u>Standards</u>	<u>Retreat</u>	<u>Haiti</u>	<u>TreeHugger</u>


SSR - Stock Service Revolver

SSR - Sharpshooter

1	Ed Bernacki	308.16	43	0	0	1	34.89 (0)	18.70 (0)	33.33 (11)	(0)	36.26 (2)	33.19 (1)	38.84 (11)	32.13 (6)	46.11 (8)	34.71 (4)
---	-------------	---------------	----	---	---	---	-----------	-----------	------------	-----	-----------	-----------	------------	-----------	-----------	-----------

SSR - Marksman

1	Jason Kantarjian	293.40	53	2	1	1	51.03 (4)	16.41 (7)	33.04 (10)	(0)	30.99 (4)	29.66 (4)	41.97 (9)	28.25 (7)	34.23 (2)	27.82 (6)
2	Karl Schlinsog	320.86	25	1	1	1	48.70 (0)	13.63 (0)	42.77 (7)	(0)	35.28 (3)	38.05 (0)	34.58 (1)	27.46 (0)	34.82 (7)	45.57 (7)
3	Julian Dominy	375.70	43	1	3	1	65.52 (1)	17.75 (3)	43.01 (12)	(0)	36.94 (3)	46.28 (2)	39.26 (8)	34.51 (6)	51.04 (4)	41.39 (4)



CFL-IDPA April '10 SSG Match April 4, 2010

All Shooters



Stage Descriptions


- Stage 1** - Save The Liberals
- Stage 2** - Salad Bar Shootout
- Stage 3** - Near to Far x3
- Stage 4** - Equipment Check
- Stage 5** - Narcoosee Express
- Stage 6** - Cubicle Madness
- Stage 7** - Standards With A Twist
- Stage 8** - Hasty Retreat
- Stage 9** - Getting Out of Haiti
- Stage 10** - The Tree Huggers Must Go

Total Match Penalties:

- Target Points Down (PD) - 6,094
- Hits on Non-Threats (NT) - 81
- Procedural Errors (PE) - 103
- Failures to Neutralize (FN) - 181
- Shooter Disqualifications (DQ) - 2

Key to Penalties:

- PD** = Target Points Down. Each point down adds 1/2 second to your score.
- NT** = Hit on Non Threat target. Each HNT adds 5 seconds to your score.
- PE** = Procedural Error. Each adds 3 seconds to your score.
- FN** = Failure to Neutralize (no hits in the 0 or -1 zone) Each adds 5 seconds to your score.



CFL-IDPA April '10 SSG Match April 4, 2010

All Shooters



Key to Abbreviations:

CDP = **Custom Defensive Pistol**, such as 1911. Must be .45 ACP with maximum magazine load of 8 rounds

ESP = **Enhanced Service Pistol**, single action or SA/DA such as H&K P7 or CZ-75 or Springfield XD

SSP = **Stock Service Pistol**, double action or 'Safe Action' such as Glock or SIG

ESR = **Enhanced Service Revolver**, rimmed or rimless ammo, full moon clip, power factor of 165,000

SSR = **Stock Service Revolver**, rimmed case ammo, no full moon clips

DNF = **Did Not Finish** **DQ** = **Disqualified**