



# CFL-IDPA November '09 Monthly Match

## November 1, 2009



All Shooters

Match Score --Penalties--  
PD NT PE FN

Stage 1 BBQ    Stage 2 Rub a Dub    Stage 3 Hand2Hand    Stage 4 Porch    Stage 5 Parking    Stage 6 Fight    Stage 7 Bad Day    Stage 8 Nickel

### CDP - Custom Defensive Pistol

#### CDP - Expert

Rank	Name	Score	PD	NT	PE	FN	Stage 1	Stage 2	Stage 3	Stage 4	Stage 5	Stage 6	Stage 7	Stage 8
1	Marshall Todd	<b>133.06</b>	25	0	1	0	16.68 (2)	16.16 (0)	16.40 (6)	13.85 (1)	12.27 (1)	24.65 (2)	18.55 (3)	14.50 (10)
2	James Thomas	<b>133.34</b>	9	0	0	0	19.34 (3)	17.08 (0)	15.60 (1)	13.60 (1)	<b>11.56(0)</b>	25.37 (2)	18.95 (2)	11.84 (0)
3	Donald Owen*	<b>161.70</b>	27	0	1	0	20.09 (3)	17.49 (3)	18.86 (0)	20.08 (1)	16.04 (5)	29.47 (4)	24.28 (6)	15.39 (5)

#### CDP - Sharpshooter

1	Chris Saporito	<b>141.17</b>	31	0	0	0	16.22 (2)	15.31 (2)	17.80 (4)	15.98 (3)	15.54 (3)	24.27 (4)	21.35 (3)	14.70 (10)
2	Rob Reid	<b>180.77</b>	32	0	1	0	21.30 (2)	16.25 (1)	22.16 (5)	15.73 (1)	21.85 (12)	47.37 (7)	25.26 (4)	10.85 (0)

#### CDP - Marksman

1	Christopher Ingram	<b>169.29</b>	34	0	2	0	19.93 (1)	20.31 (1)	24.62 (7)	19.06 (2)	16.66 (1)	26.94 (5)	22.92 (2)	18.85 (15)
2	Sami Sahab	<b>179.73</b>	43	1	0	1	26.86 (5)	15.97 (0)	18.88 (1)	19.91 (3)	28.89 (16)	32.09 (10)	26.92 (8)	10.21 (0)
3	Bill Henley	<b>198.28</b>	34	0	1	0	19.58 (1)	19.90 (1)	23.52 (8)	22.40 (8)	18.65 (4)	44.79 (7)	32.23 (5)	17.21 (0)
4	Ed Langolf	<b>202.78</b>	45	0	1	0	26.45 (3)	20.78 (2)	27.42 (5)	23.44 (1)	20.34 (3)	32.62 (7)	25.73 (4)	26.00 (20)
5	Mark Ingram	<b>209.10</b>	57	0	3	1	25.15 (5)	20.51 (2)	25.69 (3)	24.66 (3)	22.77 (0)	35.44 (12)	35.77 (22)	19.11 (10)
6	Robert Gray*	<b>212.67</b>	30	1	0	0	29.71 (7)	28.62 (1)	25.41 (4)	25.00 (2)	23.67 (3)	30.24 (3)	32.82 (5)	17.20 (5)
7	Cal Barnlund*	<b>294.98</b>	101	0	7	2	34.82 (19)	36.63 (1)	30.70 (7)	29.53 (5)	26.47 (5)	47.51 (30)	58.92 (19)	30.40 (15)

#### CDP - Novice

1	George Hawkins	<b>250.49</b>	63	0	0	0	31.84 (1)	20.97 (0)	30.05 (7)	27.22 (4)	25.12 (6)	50.02 (7)	33.50 (3)	31.77 (35)
2	Michael Saporito	<b>291.66</b>	79	1	2	1	36.89 (4)	28.89 (1)	33.66 (0)	31.23 (1)	33.04 (7)	72.40 (38)	31.66 (3)	23.89 (25)
3	Joseph Bivins	<b>299.19</b>	62	0	0	2	36.68 (6)	32.54 (1)	27.37 (2)	40.14 (12)	29.24 (2)	59.03 (17)	49.65 (12)	24.54 (10)

#### CDP - Unclassified

1	Dan Knuth	<b>260.40</b>	43	0	0	0	29.65 (2)	39.53 (1)	30.59 (12)	29.37 (1)	24.84 (3)	34.34 (3)	39.25 (6)	32.83 (15)
2	Claude Burnside	<b>264.41</b>	42	0	0	1	31.86 (0)	23.07 (1)	56.13 (5)	23.17 (4)	26.81 (4)	35.97 (1)	35.47 (2)	31.93 (25)


### ESP - Enhanced Service Pistol

#### ESP - Master

1	Brad McCulloch	<b>125.84</b>	26	0	1	0	<b>14.44(2)</b>	16.57 (0)	13.11 (2)	14.61 (5)	14.32 (4)	<b>19.83(2)</b>	17.70 (1)	15.26 (10)
---	----------------	---------------	----	---	---	---	-----------------	-----------	-----------	-----------	-----------	-----------------	-----------	------------

#### ESP - Expert

1	Rich Petrone	<b>132.08</b>	35	0	0	0	16.03 (1)	15.98 (2)	17.54 (11)	14.67 (4)	11.98 (4)	24.91 (4)	18.48 (4)	12.49 (5)
2	Dick DiVittorio	<b>147.12</b>	32	0	0	0	26.43 (3)	14.28 (2)	16.43 (3)	15.41 (2)	12.04 (0)	29.34 (14)	19.57 (3)	13.62 (5)




# CFL-IDPA November '09 Monthly Match

## November 1, 2009



All Shooters

	Match Score	--Penalties--				Stage 1 BBQ	Stage 2 Rub a Dub	Stage 3 Hand2Hand	Stage 4 Porch	Stage 5 Parking	Stage 6 Fight	Stage 7 Bad Day	Stage 8 Nickel
		PD	NT	PE	FN								
<b>ESP - Sharpshooter</b>													
1 John Kriete	<b>140.97</b>	19	0	0	0	16.91 (2)	16.05 (1)	18.69 (3)	16.20 (0)	14.12 (2)	24.27 (3)	22.30 (8)	12.43 (0)
2 Karl Schlinsog	<b>158.02</b>	25	0	0	1	18.48 (4)	18.52 (3)	15.74 (2)	18.24 (5)	14.50 (0)	38.11 (9)	21.07 (2)	13.36 (0)
3 Ron Arsenault*	<b>210.97</b>	42	0	1	1	23.83 (0)	18.58 (0)	24.48 (1)	21.97 (2)	17.13 (1)	36.03 (5)	38.67 (3)	30.28 (30)
<b>ESP - Marksman</b>													
1 Tom Wagner	<b>167.52</b>	19	0	1	0	20.07 (2)	16.59 (0)	23.13 (4)	20.89 (2)	17.48 (5)	29.80 (5)	25.82 (1)	13.74 (0)
2 Michael Munro II	<b>175.95</b>	61	0	0	0	20.65 (6)	17.42 (3)	26.69 (10)	19.33 (0)	18.07 (6)	29.32 (17)	28.35 (9)	16.12 (10)
3 Michael Kent	<b>182.89</b>	58	0	1	1	21.58 (1)	18.34 (2)	20.36 (8)	18.75 (5)	21.80 (6)	27.43 (9)	35.23 (17)	19.40 (10)
4 Ray Laguna	<b>186.89</b>	29	0	1	0	24.93 (7)	17.44 (0)	23.15 (4)	22.27 (1)	18.14 (3)	37.46 (6)	26.48 (8)	17.02 (0)
5 John Kern	<b>191.33</b>	25	0	0	0	22.53 (1)	18.68 (0)	28.31 (8)	19.24 (3)	19.28 (4)	33.45 (2)	34.39 (2)	15.45 (5)
<b>ESP - Novice</b>													
1 Peggy Bivins*	<b>354.10</b>	91	0	1	0	57.20 (9)	40.64 (1)	43.06 (6)	37.95 (11)	41.14 (25)	59.23 (13)	43.14 (11)	31.74 (15)
<b>SSP - Stock Service Pistol</b>													
<b>SSP - Master</b>													
1 Pat Elmore	<b>131.45</b>	13	0	1	0	20.89 (4)	13.92 (0)	15.31 (0)	<b>13.05(0)</b>	12.81 (4)	24.18 (3)	19.03 (2)	12.26 (0)
<b>SSP - Expert</b>													
1 Charles Gautier	<b>123.60</b>	14	0	2	0	18.08 (2)	14.10 (0)	<b>12.51(0)</b>	14.50 (3)	15.55 (6)	22.89 (2)	16.78 (1)	<b>9.19(0)</b>
2 Mike Ross	<b>141.32</b>	15	0	0	0	18.51 (3)	18.52 (1)	13.01 (2)	17.90 (5)	18.83 (1)	26.08 (1)	<b>16.62(2)</b>	11.85 (0)
3 Jim Clark	<b>148.85</b>	43	0	0	0	20.52 (0)	<b>12.96(0)</b>	19.35 (11)	16.93 (2)	18.59 (6)	25.50 (10)	21.65 (4)	13.35 (10)
4 Grattan Heyward	<b>153.10</b>	23	0	0	0	19.87 (2)	17.37 (1)	21.97 (6)	16.58 (4)	16.43 (4)	28.00 (6)	18.43 (0)	14.45 (0)
5 Johnathan Bonham*	<b>153.54</b>	31	0	3	0	18.65 (3)	14.22 (4)	22.25 (8)	13.54 (6)	15.65 (4)	31.74 (1)	27.64 (5)	9.85 (0)
6 Bernard Mackey	<b>171.95</b>	54	0	0	0	21.54 (7)	16.58 (3)	18.65 (0)	21.20 (5)	17.18 (7)	29.49 (3)	24.88 (9)	22.43 (20)



# CFL-IDPA November '09 Monthly Match

## November 1, 2009



All Shooters

	Match Score	--Penalties--				Stage 1 BBQ	Stage 2 Rub a Dub	Stage 3 Hand2Hand	Stage 4 Porch	Stage 5 Parking	Stage 6 Fight	Stage 7 Bad Day	Stage 8 Nickel
		PD	NT	PE	FN								
<b>SSP - Sharpshooter</b>													
1 Daniel Corriveau	<b>152.89</b>	37	0	0	0	19.66 (5)	16.46 (1)	21.46 (10)	14.91 (5)	17.32 (8)	26.70 (5)	21.19 (3)	15.19 (0)
2 Neil Saville	<b>156.31</b>	25	0	0	0	22.70 (4)	20.82 (4)	16.99 (2)	15.63 (3)	15.01 (6)	23.68 (1)	28.62 (5)	12.86 (0)
3 Dan Crenshaw	<b>162.04</b>	50	0	0	0	20.02 (6)	18.18 (8)	15.78 (4)	19.71 (7)	16.54 (6)	28.78 (2)	23.62 (2)	19.41 (15)
4 Juan Rivera	<b>165.23</b>	64	0	2	0	18.86 (2)	14.72 (1)	24.59 (14)	23.64 (10)	16.50 (13)	32.63 (20)	21.21 (4)	13.08 (0)
5 Eric Pineiro	<b>171.21</b>	34	0	0	0	26.08 (2)	19.27 (1)	16.43 (0)	19.25 (5)	20.01 (6)	27.51 (6)	23.73 (4)	18.93 (10)
6 James Kotek	<b>173.48</b>	47	0	0	0	21.36 (4)	18.07 (0)	18.02 (5)	24.34 (12)	16.03 (3)	28.03 (3)	27.36 (5)	20.27 (15)
7 Doug Pedersen	<b>174.25</b>	71	0	1	0	21.13 (5)	16.10 (1)	22.88 (13)	24.08 (6)	15.97 (6)	25.80 (5)	24.06 (10)	24.23 (25)
8 Chris Crocker	<b>181.10</b>	64	0	1	0	19.26 (2)	19.23 (1)	28.75 (16)	19.30 (8)	15.49 (5)	24.60 (4)	29.57 (3)	24.90 (25)
9 Jeff Millman	<b>183.79</b>	17	0	1	0	24.49 (4)	19.90 (0)	19.98 (0)	25.77 (5)	17.99 (2)	31.13 (4)	29.67 (2)	14.86 (0)
10 Mike Hargreaves	<b>185.12</b>	34	0	2	0	21.41 (2)	19.32 (1)	20.49 (1)	23.28 (4)	17.16 (5)	32.12 (3)	29.19 (8)	22.15 (10)
<b>SSP - Marksman</b>													
1 Carlos Guarilha	<b>179.00</b>	44	0	1	0	22.04 (0)	16.97 (3)	27.01 (9)	22.97 (6)	18.36 (4)	30.62 (13)	24.14 (4)	16.89 (5)
2 Larry Lawton	<b>192.17</b>	37	0	0	0	30.41 (5)	22.53 (1)	21.90 (0)	21.21 (5)	18.87 (8)	27.98 (5)	29.15 (8)	20.12 (5)
3 Neil Lohmeyer	<b>196.83</b>	25	1	1	0	30.61 (2)	27.58 (3)	23.79 (8)	22.62 (3)	21.81 (8)	32.56 (0)	24.71 (1)	13.15 (0)
4 Ernest Myers	<b>202.10</b>	50	0	0	0	26.46 (4)	21.86 (1)	20.83 (2)	20.06 (2)	20.28 (2)	41.24 (9)	26.95 (10)	24.42 (20)
5 Robert Hurd	<b>202.36</b>	20	0	0	0	23.18 (2)	25.44 (1)	28.11 (12)	25.07 (1)	19.55 (0)	34.73 (3)	30.22 (1)	16.06 (0)
6 Robert Horning	<b>231.56</b>	40	1	0	0	29.93 (4)	21.45 (0)	29.79 (6)	27.80 (3)	23.93 (8)	37.88 (5)	29.45 (4)	31.33 (10)
7 Ron Dailey	<b>243.85</b>	38	0	0	2	34.75 (6)	24.29 (0)	25.88 (1)	31.28 (3)	24.74 (4)	33.83 (1)	45.86 (23)	23.22 (0)
8 Lincoln Salvador	<b>255.55</b>	93	0	3	1	25.22 (20)	26.64 (4)	32.26 (15)	28.37 (6)	20.32 (10)	49.01 (26)	47.71 (11)	26.02 (1)
<b>SSP - Novice</b>													
1 Dave Winters*	<b>278.47</b>	71	0	1	0	35.07 (3)	25.13 (3)	40.42 (14)	34.36 (5)	33.28 (2)	46.47 (10)	29.75 (9)	33.99 (25)
2 Mike McCord	<b>327.98</b>	61	0	1	0	43.66 (2)	48.78 (0)	37.25 (6)	36.43 (5)	29.01 (5)	53.11 (14)	51.19 (9)	28.55 (20)
3 Desiree Pedersen	<b>380.02</b>	82	1	2	0	45.18 (12)	41.05 (3)	37.52 (13)	53.55 (6)	45.37 (4)	68.70 (23)	59.18 (16)	29.47 (5)
Karen Barte	<b>DNF</b>					40.04 (22)	26.10 (5)	54.18 (26)	45.66 (24)	49.57 (23)	71.62 (26)	(0)	(0)
<b>SSP - Unclassified</b>													
1 Tom Trocine	<b>209.93</b>	58	0	0	0	22.59 (2)	31.68 (0)	24.41 (2)	25.08 (8)	24.44 (13)	31.35 (8)	24.66 (5)	25.72 (20)
2 Mark Thomson	<b>222.86</b>	49	0	2	0	29.54 (5)	26.71 (0)	23.31 (4)	25.87 (1)	26.58 (4)	30.00 (10)	30.67 (5)	30.18 (20)
3 Elizabeth Ingram	<b>296.39</b>	94	0	1	0	44.77 (5)	29.02 (0)	31.73 (9)	32.73 (3)	29.73 (3)	44.39 (17)	40.85 (22)	43.17 (35)
4 Ellen Straub	<b>318.76</b>	55	0	1	0	44.95 (3)	40.29 (5)	33.85 (6)	37.99 (2)	30.03 (2)	41.86 (5)	49.02 (12)	40.77 (20)
5 Beverly Green	<b>466.88</b>	161	2	1	4	61.55 (18)	46.31 (15)	43.09 (18)	54.61 (15)	70.50 (16)	69.52 (16)	69.04 (18)	52.26 (45)



## CFL-IDPA November '09 Monthly Match November 1, 2009

All Shooters



Match  
Score    --Penalties--  
          PD NT PE FN

Stage 1    Stage 2    Stage 3    Stage 4    Stage 5    Stage 6    Stage 7    Stage 8  
BBQ    Rub a Dub    Hand2Hand    Porch    Parking    Fight    Bad Day    Nickel

### ESR - Enhanced Service Revolver

#### ESR - Unclassified

1	Gregg Craft	<b>309.10</b>	113	1	3	3	43.26 (19)	35.85 (13)	33.60 (14)	33.59 (7)	38.24 (21)	58.71 (11)	37.73 (13)	28.12 (15)
---	-------------	---------------	-----	---	---	---	------------	------------	------------	-----------	------------	------------	------------	------------


### SSR - Stock Service Revolver

#### SSR - Sharpshooter

1	Ed Bernacki	<b>268.24</b>	19	0	1	0	28.49 (2)	27.45 (5)	22.07 (1)	32.06 (2)	39.24 (0)	64.72 (9)	39.54 (0)	14.67 (0)
---	-------------	---------------	----	---	---	---	-----------	-----------	-----------	-----------	-----------	-----------	-----------	-----------

#### SSR - Marksman

1	Melanie Chan	<b>261.83</b>	56	0	0	1	27.29 (7)	32.79 (4)	30.50 (8)	38.72 (16)	33.57 (6)	47.32 (5)	33.45 (10)	18.19 (0)
---	--------------	---------------	----	---	---	---	-----------	-----------	-----------	------------	-----------	-----------	------------	-----------



## CFL-IDPA November '09 Monthly Match November 1, 2009

All Shooters



---

### Stage Descriptions

- Stage 1** - Backyard BBQ
- Stage 2** - Rub a Dub Dub
- Stage 3** - Hand to Hand
- Stage 4** - Sitting on the Porch
- Stage 5** - Parking Madness
- Stage 6** - Back in the Fight
- Stage 7** - Bad Day at the Range 2.1
- Stage 8** - Triple Nickel

---

### Total Match Penalties:

- Target Points Down (PD) - 3,147
- Hits on Non-Threats (NT) - 9
- Procedural Errors (PE) - 57
- Failures to Neutralize (FN) - 28

---

### Key to Penalties:

- PD** = Target Points Down. Each point down adds 1/2 second to your score.
- NT** = Hit on Non Threat target. Each HNT adds 5 seconds to your score.
- PE** = Procedural Error. Each adds 3 seconds to your score.
- FN** = Failure to Neutralize (no hits in the 0 or -1 zone) Each adds 5 seconds to your score.

---

### Key to Abbreviations:

- CDP** = **Custom Defensive Pistol**, such as 1911. Must be .45 ACP with maximum magazine load of 8 rounds
- ESP** = **Enhanced Service Pistol**, single action or SA/DA such as H&K P7 or CZ-75 or Springfield XD
- SSP** = **Stock Service Pistol**, double action or 'Safe Action' such as Glock or SIG
- ESR** = **Enhanced Service Revolver**, rimmed or rimless ammo, full moon clip, power factor of 165,000
- SSR** = **Stock Service Revolver**, rimmed case ammo, no full moon clips
  
- DNF** = **Did Not Finish**